



ENHANCING THE ONLINE ENVIRONMENT

**LISTENING AND WRITING ONLINE ACTIVITIES
BASED ON THEEDMODO PLATFORM FOR A2
LEVEL STUDENTS**

Valeria Romero

Xavier Cabrera

INDEX

| | |
|--|----|
| 1. TABLE OF CONTENT | 3 |
| 2. DEDICATION | 4 |
| 3. INTRODUCTION | 5 |
| 4. WRITING SKILL | 6 |
| 5. A PAST EXPERIENCE | 7 |
| 6. WORKSHEET 1 | 8 |
| 7. TIPS TO FALL IN LOVE | 9 |
| 8. WORKSHEET 2 | 10 |
| 9. EDUCATION CONSEQUENCES | 11 |
| 10. WORKSHEET 3 | 12 |
| 11. EDUCATION POSTER | 13 |
| 12. WORKSHEET 4 | 14 |
| 13. PROMPT FROM PARENTS | 15 |
| 14. WORKSHEET 5 | 16 |
| 15. FILM DESCRIPTION | 17 |
| 16. WORKSHEET 6 | 18 |
| 17. LOVE STORY | 19 |
| 18. WORKSHEET 7 | 21 |
| 19. FILM REVIEW | 22 |
| 20. WORKSHEET 8 | 23 |
| 21. EMAIL: GIVING ADVICE | 24 |
| 22. WORKSHEET 9 | 25 |
| 23. LISTENING SKILL | 26 |
| 24. TYPES OF SPORTS | 27 |
| 25. WORKSHEET 1 | 28 |
| 26. TYPES OF MOVIES | 29 |
| 27. WORKSHEET 2 | 30 |
| 28. WHAT SPORT DO THEY WANT TO PRACTICE? | 31 |
| 29. WORKSHEET 3 | 32 |
| 30. PEOPLE IN THE SET OF A MOVIE | 33 |
| 31. WORKSHEET 4 | 34 |
| 32. LOVE STORY | 35 |
| 33. WORKSHEET 5 | 36 |

| | |
|--|-----------|
| 34. COUNT ON ME BY BRUNO MARS (SONG) | 37 |
| 35. WORKSHEET 6 | 38 |
| 36. MOVIES PUZZLE | 39 |
| 37. WORKSHEET 7 | 40 |
| 38. DIALOGUE ABOUT SPORTS | 41 |
| 39. WORKSHEET 8 | 42 |
| 40. COMBINED WRITING AND LISTENING ACTIVITIES | 43 |
| 41. LOVE CASTLE | 44 |
| 42. WORKSHEET 1 | 45 |
| 43. WHAT'S THE CONSEQUENCE? | 46 |
| 44. WORKSHEET 2 | 47 |
| 45. LOVE TROUBLE | 48 |
| 46. WORKSHEET 3 | 49 |
| 47. Dr. LOVE | 50 |
| 48. WORKSHEET 4 | 51 |
| 49. BIBLIOGRAPHY | 52 |
| 50. APPENDICES | 53 |

TABLE OF CONTENT

In this content table you will find the main information about the activities such as the title, language focus, activity type, and the time which would help you to have a clear idea about the activity you are going to work on. The time can vary according to the ability of your students.

| WRITING ACTIVITIES | | | | |
|---|-------------------|---|------------|--------------------|
| TITLE OF THE ACTIVITY | Language Focus | Activity Type | Time | Logistics |
| 1. A Past Experience | Sports | Writing about experiences from the past | 50 minutes | Individual |
| 2. Tips to Fall in Love | Relationships | Writing about relationships tips | 30 minutes | Individual /pairs |
| 3. Education Consequences | Education | Writing about education | 50 minutes | Individual / pairs |
| 4. Education Poster | Education | Writing posters | 30 minutes | Individual/ pairs |
| 5. Prompt from Parents | Behavior | Writing prompts | 40 minutes | Individual / pairs |
| 6. Film Description | Movie | Writing movie descriptions | 40 minutes | Individual |
| 7. Love Story | Love | Writing stories | 35 minutes | Individual |
| 8. Film Review | Movie | Writing movie reviews | 50 minutes | Individual / pairs |
| 9. Email: Giving Advice | Love | Writing e-mails | 50 minutes | Individual /pairs |
| LISTENING ACTIVITIES | | | | |
| 1. Types of Sports | Sports | Listening and matching | 20 minutes | Individual |
| 2. Types of Movies | Movies | Listening and matching | 20 minutes | Individual |
| 3. What sport do they want to practice? | Sports | Listening multiple choice | 20 minutes | Individual |
| 4. People in the Set of a Movie | People and movies | Listening multiple choice | 20 minutes | Individual |
| 5. Love Story | Love | Listening True and False | 20 minutes | Individual |
| 6. Count On Me (song) | Love | Listening and matching | 25 minutes | Individual |
| 7. Movies Puzzle | Movies | Listening puzzle | 20 minutes | Individual |
| 8. Dialogue about Sports | Sports | Listening and matching | 25 minutes | Individual |
| COMBINED WRITING AND LISTENING ACTIVITIES | | | | |
| 1. Love Castle | Love | Listening and writing facts of a story | 50 minutes | Individual/ pairs |
| 2. What's the consequence? | Daily Routines | Listening and writing to complete ideas | 30 minutes | Individual |
| 3. Love Trouble | Love | Listening and writing an email | 25 minutes | Individual |
| 4. Dr. Love | Love | Listening and writing an advice | 45 minutes | Individual |

DEDICATION

We would like to dedicate this job first to God because He has given us the wisdom to complete our project and also to our families who have been very supportive and lovely. Finally, we want to thank our tutor who has guided and helped us, Mgt. Gabriela Tobar.

INTRODUCTION

Nowadays, English has become one of the most important languages around the world because it is a helpful tool when communicating with people. English has been recognized as the main language in different educational fields such as medicine, science, economics, politics, and others.

When referring to the field of Education about two billion people are trying to learn this language in different places like schools, universities, institutions, homes, etc. The reason why people are learning this language is because it is thought that English can help people improve their life since it has been proved that it provides opportunities in different fields.

The teaching and learning process improves every day because of globalization. For this reason, teachers are looking for new methods to help learners acquire the language. ICTs are applied inside and outside the classroom to motivate students. They learn through new educational platforms because it has been demonstrated that these platforms call their attention. It has been found that motivating students through the use of new platforms has helped them to learn the language because this is an enjoyable activity. Therefore, Edmodo has been chosen as a tool to apply different activities in this didactic guide. Edmodo has been selected because it is a well-known educational virtual platform used by many teachers and students where they can share information about different topics.

Edmodo has been of great help for teachers who want to reinforce students' knowledge inside and outside the classroom. It has many functions which help the teacher throughout the educational process, for example: to give feedback, grades, correct their students' mistakes, etc. Also this platform facilitates the teaching and learning process. This guide "Enhancing the Online Environment" is composed of listening and writing activities for young A2 level English learners according to the Common European Framework of Reference for Languages. The purpose of this guide is to provide new activities that will make teaching and learning a fun process while the students assimilate different contents. The guide contains 21 writing and listening activities: 9 written activities, 8 listening activities, and 4 combined activities (listening and writing). Also it counts with a CD audio with all the tracks for the listening exercises. Each listening worksheet has the number of the track and in the case of activities that need to watch a video, the URL is written down. Additionally in the CD, there is the PDF version of this didactic guide.

Introductory video:

<https://www.youtube.com/watch?v=EcUPJAXY25M>

General instructions:

<https://www.youtube.com/watch?v=64PHU4jiN-E>

WRITING ACTIVITIES

USING ONLINE WRITING ACTIVITIES ON THE EDMODO PLATFORM

The writing skill as well as the listening skill is valuable for the English learning process. Therefore, it is essential to create some activities to teach students through a more motivating and enjoyable device.

The activities proposed in this guide should be applied through Edmodo.com which is an educational platform. This guide contains all the instructions for carrying out the activities in order to improve the writing skill of A2 level students in different contexts.

The names of the activities are the following:

1. A Past Experience
2. Tips to Fall in Love
3. Education Consequences
4. Education Poster
5. Prompt from Parents
6. Film Description
7. Love Story
8. Film Review
9. Email: Giving Advice

Writing activities instructions:

<https://www.youtube.com/watch?v=8YN48aVTr1c>

ACTIVITY

1

TYPE OF ACTIVITY

Writing

LEVEL

A2

LANGUAGE FOCUS

Sports

TIME

50 minutes

MATERIALS

Worksheet

Computer

Edmodo platform on Internet.

N° OF STUDENTS

10 – 20

ASSESSMENT

Rubric

A PAST EXPERIENCE

General objective: To create a short story by looking at pictures about the topic

Specific objective: To use the correct grammar structure, capitalization, and punctuation.

Before the application

For this activity, the teacher must upload the worksheet to the Edmodo platform or make a copy of it for each student if it is going to be worked on in class.

Application

1. The teacher must ask the students to log in to Edmodo with their personal user and password.
2. The students have to download the worksheet and pay attention to the teacher's instructions on the platform.
3. The students have to write a short composition of 25 to 35 words about a past experience.
4. The students must write the past story based on their last time at a soccer match.
5. The students have to use the given images in the worksheet to create a sequence in their story.
6. Once the students have finished the story, they have to upload the worksheet to the Edmodo platform.
7. Later, the teacher will grade each worksheet on the Edmodo platform according to the rubric and give feedback on each document.
8. Finally, the students can check their grades on the platform and correct any mistakes they have made for later activities.

Note: As a suggestion, before doing the activity the teacher should review the past tense with the students to be familiarized with the verbs in this tense. Also, it is recommended to review sports vocabulary.

Name:_____

Date:

A PAST EXPERIENCE

1. Look at the following pictures and create a story about your last time at a soccer match. (Write from 25 to 35 words)

[illegible]

ACTIVITY

2

TYPE OF ACTIVITY

Writing

LEVEL

A2

LANGUAGE FOCUS

Relationships

TIME

30 minutes

MATERIALS

Worksheet

Computer

Edmodo platform on Internet.

N° OF STUDENTS

10 – 20

ASSESSMENT

Rubric

TIPS TO FALL IN LOVE

General objective: To give opinions using complete sentences according to the topic.

Specific objective: To use the correct grammar structure, capitalization, and tense.

Before the application

For this activity, the teacher must upload the worksheet to the Edmodo platform or make a copy of it for each student if it is going to be worked on in class.

Application

1. The teacher must ask the students to log in to Edmodo with their personal user and password.
2. The students have to download the worksheet and pay attention to the teacher's instructions on the platform.
3. The students have to write 10 tips that they consider important when falling in love.
4. The students must write the tips according to their own opinions.
5. Once the students have finished writing, they have to upload the worksheet to the Edmodo platform.
6. Later, the teacher will grade each worksheet on the Edmodo platform according to the rubric and give the respective feedback on each document.
7. Finally, the students can check their grades on the platform and correct any mistakes they have made for later activities.

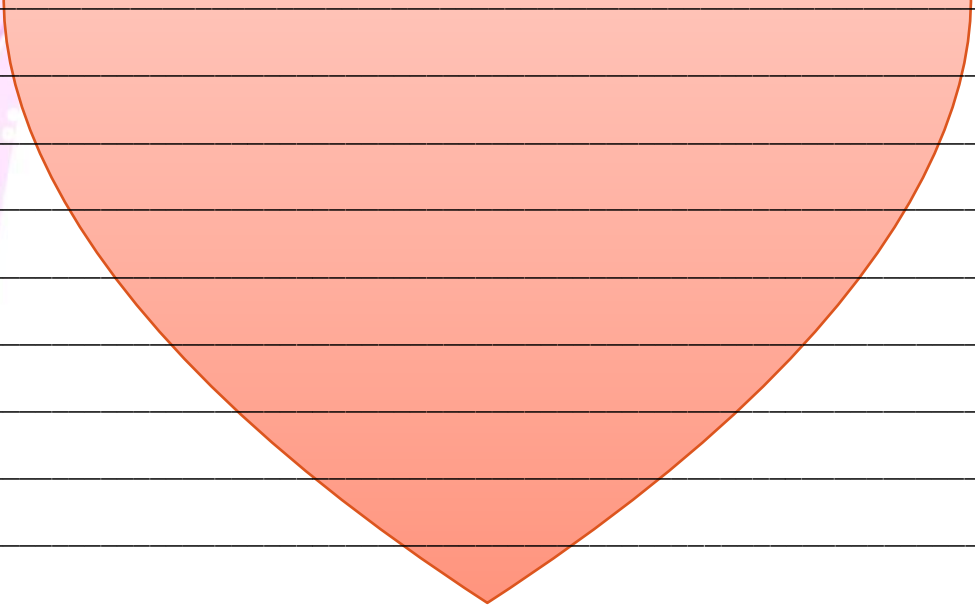
Note: As a suggestion, before doing the activity the teacher should review vocabulary about relationships.

Name: _____ Date: _____

Relationships' Activity

Complete the following worksheet with 10 tips to fall in love with the right person.

Tips to Fall in Love



A large pink heart shape with horizontal lines inside, serving as a template for writing tips. The heart is centered on the page and has a yellow banner above it that says "Tips to Fall in Love".

ACTIVITY

3

TYPE OF ACTIVITY

Writing

LEVEL

A2

LANGUAGE FOCUS

Education

TIME

50 minutes

MATERIALS

Worksheet

Computer

Edmodo platform on Internet.

N° OF STUDENTS

10 – 20

ASSESSMENT

Rubric

EDUCATION CONSEQUENCES

General objective: To think and write about the consequences of people not having a good education.

Specific objective: To use the correct grammar structure, capitalization, and tense.

Before the application

For this activity, the teacher must upload the worksheet to the Edmodo platform or make a copy of it for each student if it is going to be worked on in class.

Application

1. The teacher must ask the students to log in to Edmodo with their personal user and password.
2. The students have to download the worksheet and pay attention to the teacher's instructions on the platform.
3. The students have to think about 10 ideas related to the consequences of people not having a good education.
4. The students must write down the ideas on the worksheet.
5. Once the students have finished writing, they have to upload the worksheet to the Edmodo platform.
6. Later, the teacher will grade each worksheet on the Edmodo platform according to the rubric and give the respective feedback on each document.
7. Finally, the students can check their grades on the platform and correct any mistakes they have made for later activities.

Note: As a suggestion, before doing the activity the teacher should review vocabulary about education and also the first conditional grammar function, so the students can explain the consequences of bad education.

Name: _____ Date: _____

EDUCATION

Think about different future consequences related to the following topic: If you don't study, _____.

Write at least 10 ideas about it.

Example: If you don't study, you won't get a good job in the future.

EDUCATION CONSEQUENCES

- ❖ _____
- ❖ _____
- ❖ _____
- ❖ _____
- ❖ _____
- ❖ _____
- ❖ _____
- ❖ _____
- ❖ _____
- ❖ _____



ACTIVITY

4

TYPE OF ACTIVITY

Writing

LEVEL

A2

LANGUAGE FOCUS

Education

TIME

30 minutes

MATERIALS

Worksheet

Computer

Edmodo platform on Internet.

N° OF STUDENTS

10 - 20

ASSESSMENT

Rubric

EDUCATION POSTER

General objective: To answer the question and create a poster using complete ideas.

Specific objective: To use the correct grammar structure, capitalization, and tense.

Before the application

For this activity, the teacher must upload the worksheet to the Edmodo platform or make a copy of it for each student if it is going to be worked on in class.

Application

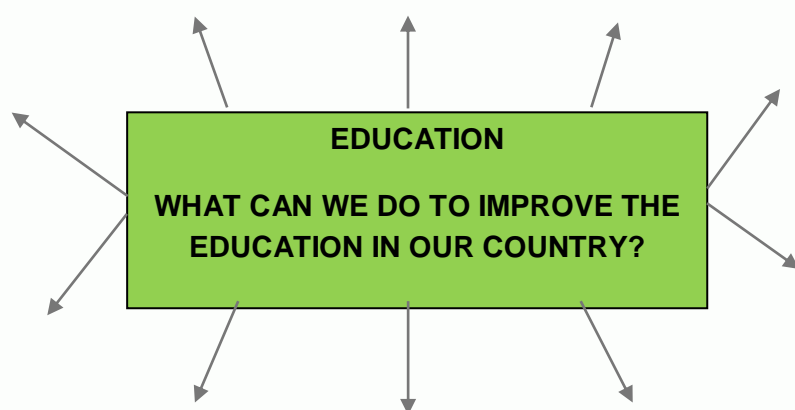
1. The teacher must ask the students to log in to Edmodo with their personal user and password.
2. The students have to download the worksheet and pay attention to the teacher's instructions on the platform.
3. The students have to brainstorm ideas based on the questions "What can we do to improve education in our country?"
4. When the students have finished brainstorming, they must write down complete sentences about the main question.
5. The students have to write a minimum of 10 sentences creating a poster about the main question.
6. Once the students are done writing, they have to upload the worksheet to the Edmodo platform.
7. Later, the teacher will grade each worksheet on the Edmodo platform according to the rubric and give the respective feedback on each document.
8. Finally, the students can check their grades on the platform and correct any mistakes they have made for later activities.

Note: As a suggestion, before doing the activity the teacher should review vocabulary about education.

Name: _____ Date: _____

EDUCATION POSTER

Brainstorm and create a poster about education by answering the key questions below. Write at least 10 complete sentences about the topic.



ACTIVITY

5

TYPE OF ACTIVITY

Writing

LEVEL

A2

LANGUAGE FOCUS

Behavior

TIME

40 minutes

MATERIALS

Worksheet

Computer

Edmodo platform on Internet.

N° OF STUDENTS

10 - 20

ASSESSMENT

Rubric

PROMPT FROM PARENTS

General objective: To write a positive prompt by asking students to pretend they are parents.

Specific objective: To use the correct grammar structure, capitalization, and tense.

Before the application

For this activity, the teacher must upload the worksheet to the Edmodo platform or make a copy of it for each student if it is going to be worked on in class.

Application

1. The teacher must ask the students to log in to Edmodo with their personal user and password.
2. The students have to download the worksheet and pay attention to the teacher's instructions on the platform.
3. The students are going to write a prompt about children's behavior.
4. The students have to read the example on the worksheet to create a prompt similar to it.
5. Before writing the prompt the students have to pretend they are parents who are writing to their children about some rules to behave well at their grandparents' house.
6. Once the students finish with the writing, they have to upload the worksheet to the Edmodo platform.
7. Later, the teacher will grade each worksheet on the Edmodo platform according to the rubric and give the respective feedback on each document.
8. Finally, the students can check their grades on the platform and correct any mistakes they have made for later activities.

Note: As a suggestion, before doing the activity the teacher should review vocabulary about behaviorism and also the main functions of the first conditional which can be applied in the prompt.



Name: _____ Date: _____

CHILDREN BEHAVIOUR

Write a prompt. Pretend you are a parent who is going to leave her or his kids at the grandparents during the weekend. You must write a positive note to your kids to behave. (Write 25 to 35 words)

Example:

Dear Lucy and Tom:

This weekend you are going to stay at your grandparents' house. If you are good children, your grandparents will take you to the movies. If you behave well, we will buy you lots of presents. Grandma will tell me if you don't help them.

Love

Mom and Dad.

It is your turn!

Dear _____:



ACTIVITY

6

TYPE OF ACTIVITY

Writing

LEVEL

A2

LANGUAGE FOCUS

Movies

TIME

40 minutes

MATERIALS

Worksheet

Computer

Edmodo platform on Internet.

N° OF STUDENTS

10 - 20

ASSESSMENT

Rubric

FILM DESCRIPTION

General objective: To describe a movie by writing a paragraph using the information related to the topic.

Specific objective: To use the correct grammar structure, capitalization, and tense.

Before the application

For this activity, the teacher must upload the worksheet to the Edmodo platform or make a copy of it for each student if it is going to be worked on in class.

Application


1. The teacher must ask the students to log in to Edmodo with their personal user and password.
2. The students have to download the worksheet and pay attention to the teacher's instructions on the platform.
3. First the students are going to watch a movie about sports.
4. After watching the movie, the students have to read the information about the movie presented in a chart on the worksheet.
5. Later, the students are going to write a short paragraph with the information presented in the chart which is related to the author, title, running time and other facts from the movie. It's important for the teacher to specify to the students that they are not going to write a summary of the movie but just a simple description of it.
6. Once the students finish with the writing, they have to upload the worksheet to the Edmodo platform.
7. Later, the teacher will grade each worksheet on the Edmodo platform according to the rubric and give the respective feedback on each document.
8. Finally, the students can check their grades on the platform and correct any mistakes they have made for later activities.

Note: As a suggestion, before doing the activity the teacher should review vocabulary about movies.

Name: _____ Date: _____

DESCRIBING MOVIES

Write a short description of the movie “Fast and Furious 1” using the information given in the table below. Write 25 to 35 words.



| | |
|------------------------|----------------------------|
| Title: | Fast and Furious |
| Director: | James Wan |
| Type of movie | Action Movie |
| Main characters | Vin Diesel and Paul Walker |
| Setting: | Los Angeles, U.S. |
| Runtime | 107 minutes |
| Subtitles: | English and Spanish |

The movie is

ACTIVITY

7

TYPE OF ACTIVITY

Writing

LEVEL

A2

LANGUAGE FOCUS

Love

TIME

35 minutes

MATERIALS

Power Point
Presentation

Computer

Edmodo platform on
Internet.

N° OF STUDENTS

10 - 20

ASSESSMENT

Rubric

LOVE STORY

General objective: To create a story based on the pictures in the power point presentation.

Specific objective: To use the correct grammar structure, capitalization, and tense.

Before the application

For this activity, the teacher is going to upload a power point presentation to the Edmodo platform.

Application

1. The teacher must ask the students to log in to Edmodo with their personal user and password.
2. The students have to download the power point presentation and pay attention to the teacher's instructions on the platform.
3. The students have to create a love story using the power point that has 10 slides with pictures to guide them about the sequence of the story.
4. The students have to write their love story based on the pictures from the presentation.
5. The teacher must explain to the student that the story needs to have a sequence to be understandable.
6. Once the students finish with the writing, they have to upload the worksheet to the Edmodo platform.
7. Later, the teacher will grade each worksheet on the Edmodo platform according to the rubric and give the respective feedback on each document.
8. Finally, the students can check their grades on the platform and correct any mistakes they have made for later activities.

Note: As a suggestion, before doing the activity the teacher should review vocabulary about love.

Look at the pictures provided in each of the slides and create a story.



This story is about Louis and Cara...



One day...



That afternoon...



The next day...



Later....



On valentine's day....



Then...



After sometime...



For many days...



At the end....



ACTIVITY

8

ACTIVITY TYPE

Writing

LEVEL

A2

LANGUAGE FOCUS

Movies

TIME

50 minutes

MATERIALS

Worksheet

Computer

Edmodo platform on Internet.

N° OF STUDENTS

10 - 20

ASSESSMENT

Rubric

FILM REVIEW

General objective: To write a film review after watching a movie about sports.

Specific objective: To use the correct grammar structure, capitalization, and tense.

Before the application

For this activity, the teacher must upload the worksheet to the Edmodo platform or make a copy of it for each student if it is going to be worked on in class.

Application

1. The teacher must ask the students to log in to Edmodo with their personal user and password.
 2. The students have to download the worksheet and pay attention to the teacher's instructions on the platform.
 3. The students are going to watch a movie about sports.
 4. When the students have finished watching the movie, they are going to write a short review from 25 to 35 words about the main parts of the movie.
 5. The teacher should explain to the students that the summary has to be done according to the tips proposed on the worksheet.
 6. Once the students finish with the writing, they have to upload the worksheet to the Edmodo platform.
 7. Later, the teacher will grade each worksheet on the Edmodo platform according to the rubric and give the respective feedback on each document.
 8. Finally, the students can check their grades on the platform and correct any mistakes they have made for later activities.
- Note:** As a suggestion, before doing the activity the teacher should check main vocabulary words about movies.

Name: _____ Date: _____

Film review

After watching the movie about sports, the students are going to write a film review applying the following tips:

(Write from 30 to 40 words)

TOP TIPS FOR THE FILM REVIEW

1. Start with the film's title.
2. The type of film and when it was filmed.
3. Explain the main idea about the film.
4. The message of the film.
5. Personal Opinion

1 _____

2 _____

3 _____

4 _____

5 _____



ACTIVITY

9

ACTIVITY TYPE

Writing

LEVEL

A2

LANGUAGE FOCUS

Love

TIME

50 minutes

MATERIALS

Worksheet

Computer

Edmodo platform on Internet.

N° OF STUDENTS

10 - 20

ASSESSMENT

Rubric

EMAIL: GIVING ADVICE

General objective: To give advice by answering an e-mail about the problem stated in the worksheet.

Specific objective: To use the correct grammar structure, capitalization, and tense.

Before the application

For this activity, the teacher must upload the worksheet to the Edmodo platform or make a copy of it for each student if it is going to be worked on in class.

Application

1. The teacher must ask the students to log in to Edmodo with their personal user and password.
2. The students have to download the worksheet and pay attention to the teacher's instructions on the platform.
3. The students are going to read an e-mail from a young girl to Dr. Love about a relationship problem.
4. After reading the problem, the students must write an answer to the e-mail giving an advice to the young girl
5. The teacher should explain that the advice should be based on the girl's problem in order to solve the difficult situation.
6. Once the students finish with the writing, they have to upload the worksheet to the Edmodo platform.
7. Later, the teacher will grade each worksheet on the Edmodo platform according to the rubric and give the respective feedback on each document.
8. Finally, the students can check their grades on the platform and correct any mistakes they have made for later activities.

Note: As a suggestion, before doing the activity the teacher should check vocabulary about modal verbs for giving advices.

Name: _____ Date: _____

E-MAIL ACTIVITY

Read the e-mail sent to Dr. Love about a young girl's problem and answer back giving her an advice to solve the difficult situation. Write 30 to 40 words at least.

From: Alessandra [alessandra@hotmail.com]

To: Dr. Love [danielcon@yahoo.com]

Subject: Distant love

Hi Dr. Love!

My name is Alessandra and I'm 24 years old. I live in Canada with my boyfriend but soon he is going to move away. I'm writing to ask for an advice about the following situation.

My boyfriend is the best person that I have ever known and we get along very well. First, we became friends when we were in high school and after that we moved in together when we went to college. He used to work in a big company but recently he got a new job in another city. I have my job in my city and because of his job he wants to move to another city but I don't want to. Also, he proposed to me a month ago so it's very difficult to take a decision right now. What should I do? Please, help me.

Hugs

Alessandra.

From:

To:

Subject: Distant love



LISTENING ACTIVITIES

USING ONLINE LISTENING ACTIVITIES ON THE EDMODO PLATFORM

When students learn a new language it is sometimes difficult to develop the listening skill. This is the reason why some activities have been created to make the process more motivating and enjoyable for the students.

These are several listening activities to be accomplished on the educational platform Edmodo. This guide contains all the instructions for developing the activities in order to improve the listening skill of A2 level students in different contexts.

The names of the activities are the following:

1. Types of Sports
2. Types of Movies
3. What sport do they want to practice?
4. People in the Set of a Movie
5. Love Story
6. Count On Me By Bruno Mars (Song)
7. Movies Puzzle
8. Dialogue about Sports

Listening activities instructions:

<https://www.youtube.com/watch?v=01dO9BOKfoc>

ACTIVITY

1

ACTIVITY TYPE

Listening

LEVEL

A2

LANGUAGE FOCUS

Sports

TIME

20 minutes

MATERIALS

Audio

Worksheet

Computer

Edmodo platform on Internet.

N° OF STUDENTS

10 - 20

ASSESSMENT

Answer Key

TYPES OF SPORTS

General objectives: To order sentences related to the topic by listening to an audio.

Specific objective: To listen and order sentences using numbers.

Before the application

For this activity, the teacher must upload the worksheet and the audio to the Edmodo platform. If the activity is going to be worked on in class, the teacher must make a copy of the worksheet for each student.

Application

1. The teacher must ask the students to log in to Edmodo with their personal user and password.
2. The students have to download the worksheet and pay attention to the teacher's instructions on the platform.
3. The students must listen to the sentences in the audio about sports and order them by using numbers.
4. The students are going to listen to the audio for a short period of time, then the teacher will delete the audio from the platform.
5. Once the students have finished the worksheet, they have to upload it to the Edmodo platform.
6. Later, the teacher will grade each worksheet on the Edmodo platform and give feedback on each document.
7. Finally, the students can check their grades on the platform and correct any mistakes they have made for later activities.

Note: Before doing the activity, the teacher should review the sports vocabulary with the students.

Name: _____ Date: _____

TYPE OF SPORTS (Track 1)

Listen and order the sentences using numbers

- ☐ He's playing Ping pong
- ☐ He's playing Baseball
- ☐ He's playing Badminton
- ☐ He's playing Football
- ☐ He's playing Volleyball
- ☐ She's playing Basketball
- ☐ He's playing Tennis
- ☐ He's playing Golf
- ☐ She's playing Soccer
- ☐ He's playing Ice hockey



ACTIVITY

2

ACTIVITY TYPE

Listening

LEVEL

A2

LANGUAGE FOCUS

Movies

TIME

20 minutes

MATERIALS

Audio

Worksheet

Computer

Edmodo platform on Internet.

N° OF STUDENTS

10 - 20

ASSESSMENT

Answer Key

TYPES OF MOVIES

General objective: To number the different type of movies by listening to an audio.

Specific objective: To listen for understanding and use numbers to order the sentences.

Before the application

For this activity, the teacher must upload the worksheet and the audio to the Edmodo platform. If the activity is going to be worked on in class, the teacher must make a copy of the worksheet for each student.

Application

1. The teacher must ask the students to log in to Edmodo with their personal user and password.
2. The students have to download the worksheet and pay attention to the teacher's instructions on the platform.
3. The students must listen to the sentences in the audio about the different types of movies and then number the sentences according to the audio.
4. The students are going to listen to the audio for a short period of time then the teacher will delete the audio from the platform.
5. Once the students have completed the worksheet, they have to upload it to the Edmodo platform.
6. Later, the teacher will grade each worksheet on the Edmodo platform and give the respective feedback on each document.
7. Finally, the students can check their grades on the platform and correct any mistakes they have made for later activities.

Note: Before doing the activity it is suggested to review vocabulary about movies.

Name: _____

Date: _____

TYPE OF MOVIES (Track 2)

Listen and number the different kind of movies. Then match them with the pictures.

SCIENCE FICTION MOVIE

FANTASY MOVIE

ANIMATED MOVIE

ACTION MOVIE

MUSICAL

ROMANCE

COMEDY

THRILLER



ACTIVITY

3

ACTIVITY TYPE

Listening

LEVEL

A2

LANGUAGE FOCUS

Sports

TIME

20 minutes

MATERIALS

Audio

Worksheet

Computer

Edmodo platform on Internet.

N° OF STUDENTS

10 - 20

ASSESSMENT

Answer Key

WHAT SPORT DO THEY WANT TO PRACTICE?

General objective: To understand the dialogue in order to choose the correct answer.

Specific objective: To listen to the audios and underline the correct answer according to the dialogue.

Before the application

For this activity, the teacher must upload the audio and the worksheet to the Edmodo platform or make a copy of it for each student if it is going to be worked on in class.

Application

1. The teacher must ask the students to log in to Edmodo with their personal user and password.
2. The students have to download the worksheet and pay attention to the teacher's instructions on the platform.
3. The students will listen to short dialogues about sports.
4. Then, the students have to underline the correct answer according to the audio they listen to.
5. Play the listening audio for a short period of time, later the teacher will delete the listening from the platform.
6. Once the students have finished, they have to upload the worksheet to the Edmodo platform.
7. Later, the teacher will grade each worksheet on the Edmodo platform according to the rubric and give the respective feedback on each document.
8. Finally, the students can check their grades on the platform and correct any mistakes they have made for later activities.

Note: As a suggestion, before doing the activity the teacher should review vocabulary about sports.

Name: _____ Date: _____

WHAT SPORT DO THEY WANT TO PRACTICE? (Track 3)

Listen and underline the correct answer

Janneth decided to practice:

- ☐ Tennis
- ☐ Baseball
- ☐ Racket

Carl wanted to practice soccer but in his school there is only:

- ☐ Badminton
- ☐ Basketball
- ☐ Volleyball

My mother didn't want me to practice swimming so I chose:

- ☐ Hockey
- ☐ Football
- ☐ Rugby

In my college there are many options about sports so I decided to practice:

- ☐ Skating
- ☐ Skiing
- ☐ Taekwondo
- ☐ Table tennis



ACTIVITY

4

ACTIVITY TYPE

Listening

LEVEL

A2

LANGUAGE FOCUS

People in movies

TIME

20 minutes

MATERIALS

Audio

Worksheet

Computer

Edmodo platform on Internet.

N° OF STUDENTS

10 - 20

ASSESSMENT

Answer Key

PEOPLE IN THE SET OF A MOVIE

General objective: To listen to the characteristics of people who have worked in a movie.

Specific objective: To listen for understanding and circle the correct answer.

Before the application

For this activity, the teacher must upload the worksheet and the audio to the Edmodo platform. If the activity is going to be worked on in class, the teacher must make a copy of the worksheet for each of the students.

Application

1. The teacher must ask the students to log in to Edmodo with their personal user and password.
2. The students have to download the worksheet and pay attention to the teacher's instructions on the platform.
3. The students must listen to the descriptions about people who are part of the set of a movie.
4. The students must choose the correct answer and circle it according to the audio.
5. The students are going to listen to the audio for a short period of time, and then the teacher will delete the audio from the platform.
6. Once the students have finished the activity, they have to upload the worksheet to the Edmodo platform.
7. Later, the teacher will grade each worksheet on the Edmodo platform and give the respective feedback on each document.
8. Finally, the students can check their grades on the platform and correct any mistakes they have made for later activities.

Note: Before doing the activity it is suggested to review vocabulary about people who work in a movie.

Name: _____ Date: _____

PEOPLE IN THE SET OF A MOVIE (Track 4)
Listen and circle the correct one

1 a. Camera man

b. director

c. writer

2 a. Composer

b. designer

c. actor

3 a. Stylist

b. director

c. designer

4 a. Writer

b. actor

c. camera man

5 a. Actor

b. composer

c. stylist

6 a. Stylist

b. writer

c. designer

7 a. Designer

b. camera man

c. director



ACTIVITY

5

ACTIVITY TYPE

Listening

LEVEL

A2

LANGUAGE FOCUS

Sports

TIME

20 minutes

MATERIALS

Audio

Worksheet

Computer

Edmodo platform on Internet.

N° OF STUDENTS

10 – 20

ASSESSMENT

Answer Key

LOVE STORY

General objective: To listen to a short story and identify if the sentences in the worksheet are true or false.

Specific objective: To listen for understanding and answer true or false according to the audio.

Before the application

For this activity, the teacher must upload the worksheet and the audio to the Edmodo platform. If the activity is going to be worked on in the class, the teacher must make a copy of the worksheet for each of the students.

Application

1. The teacher must ask the students to log in to Edmodo with their personal user and password.
2. The students have to download the worksheet and pay attention to the teacher's instructions on the platform.
3. The students must listen to a short story about love and then they have to answer true or false for each sentence according to the audio.
4. The students are going to listen to the audio for a short period of time, and later the teacher will delete the audio from the platform.
5. Once the students have finished the activity, they have to upload the worksheet to the Edmodo platform.
6. Later, the teacher will grade each worksheet on the Edmodo platform and give the respective feedback on each document.
7. Finally, the students can check their grades on the platform and correct any mistakes they have made for later activities.

Note: Before doing the activity it is suggested to review vocabulary about love.

Name: _____ Date: _____

LOVE STORY (Track 5)

Listen to the audios and answer TRUE or FALSE for each sentence.

1. They first met four years ago.

- ☐ True
- ☐ False

2. Enrico was sitting at a table chatting to some friends.

- ☐ True
- ☐ False

3. In the bar, Enrico talked to Carolina for the first time.

- ☐ True
- ☐ False

4. Carolina was surprised that Enrico recognized her after so many years.

- ☐ True
- ☐ False

5. They went for a pizza the following week.

- ☐ True
- ☐ False

6. Their daughter Sabelle is 6 months old.

- ☐ True
- ☐ False

Love



ACTIVITY

6

ACTIVITY TYPE

Listening

LEVEL

A2

LANGUAGE FOCUS

Love

TIME

25 minutes

MATERIALS

Audio

Worksheet

Computer

Edmodo platform on Internet.

N° OF STUDENTS

10 - 20

ASSESSMENT

Answer Key

COUNT ON ME BY BRUNO MARS (SONG)

General objective: To match the sentences correctly by listening to a song.

Specific objective: To listen to a song and use numbers to match the sentences in the correct way.

Before the application

For this activity, the teacher must upload the worksheet and the audio to the Edmodo platform. If the activity is going to be worked on in class, the teacher must make a copy of the worksheet for each of the students.

Application

1. The teacher must ask the students to log in to Edmodo with their personal user and password.
2. The students have to download the worksheet and pay attention to the teacher's instructions on the platform.
3. The students must listen to the song "Count on Me" by Bruno Mars and match the sentences with the one which corresponds.
4. The students are going to listen to the audio for a short period of time, and later the teacher will delete the audio from the platform.
5. Once the students have finished the activity, they have to upload the worksheet to the Edmodo platform.
6. Later, the teacher will grade each worksheet on the Edmodo platform and give the respective feedback on each document.
7. Finally, the students can check their grades on the platform and correct any mistakes they have made for later activities.

Note: Before doing the activity it is suggested to review the following topics: problems and consequences.

Name: _____ Date: _____

COUNT ON ME BY BRUNO MARS (SONG) (Track 6)
Listen to the song and match with the correct sentence

If you ever find yourself stuck on the middle of the sea

If you ever find yourself lost in the dark and you can't

If you're tossing and your turning and you just can't
fall asleep

If you ever forget how much you really mean to me

I'll be the light to guide you

I'll sail the world to find you

I will remind you

I'll sing a song beside you

1

2

3

4



ACTIVITY

7

ACTIVITY TYPE

Listening

LEVEL

A2

LANGUAGE FOCUS

Movies

TIME

20 minutes

MATERIALS

Audio

Worksheet

Computer

Edmodo platform on Internet.

N° OF STUDENTS

10 - 20

ASSESSMENT

Answer Key

PUZZLE ABOUT MOVIES

General objective: To solve the puzzle after listening to the descriptions.

Specific objective: To listen to the descriptions in the audio and complete the puzzle with that information.

Before the application

For this activity, the teacher must upload the worksheet and the audio to the Edmodo platform. If the activity is going to be worked on in class, the teacher must make a copy of the worksheet for each of the students.

Application

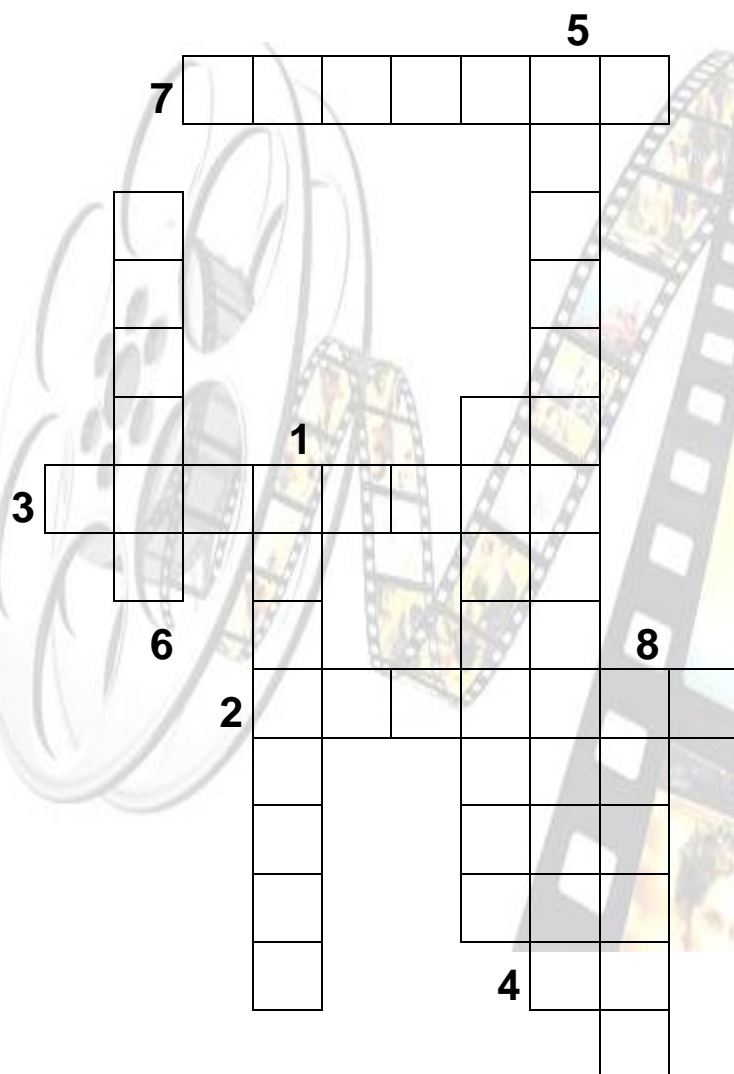
1. The teacher must ask the students to log in to Edmodo with their personal user and password.
2. The students have to download the worksheet and pay attention to the teacher's instructions on the platform.
3. The students must listen to the descriptions about the different types of movies and complete the puzzle.
4. The students are going to listen to the audio for a short period of time and then the teacher will delete the audio from the platform.
5. When students have finished the activity, they have to upload the worksheet to the Edmodo platform.
6. Later, the teacher will grade each worksheet on the Edmodo platform and give the respective feedback on each document.
7. Finally, the students can check their grades on the platform and correct any mistakes they have made for later activities.

Note: Before doing the activity it is suggested to review vocabulary about movies.

Name: _____ Date: _____

MOVIES PUZZLE (Track 7)

Listen and complete this puzzle with the appropriate type of movies



ACTIVITY

8

ACTIVITY TYPE

Listening

LEVEL

A2

LANGUAGE FOCUS

Sports

TIME

25 minutes

MATERIALS

Audio

Worksheet

Computer

Edmodo platform on Internet.

N° OF STUDENTS

10 - 20

ASSESSMENT

Answer Key

DIALOGUE ABOUT SPORTS

General Objective: To organize sport pictures after listening to an audio.

Specific Objective: To listen to a dialogue about sports and number the pictures in the correct order.

Before the application

For this activity, the teacher must upload the worksheet and the audio to the Edmodo platform. If the activity is going to be worked on in class, the teacher must make a copy of the worksheet for each of the students.

Application

1. The teacher must ask the students to log in to Edmodo with their personal user and password.
2. The students have to download the worksheet and pay attention to the teacher's instructions on the platform.
3. The students must listen to a dialogue about sports and put the pictures in order by using numbers.
4. The students are going to listen to the audio for a short period of time and then the teacher will delete the audio from the platform.
5. After students have finished the worksheet, they have to upload it to the Edmodo platform.
6. Later, the teacher will grade each worksheet on the Edmodo platform and give the respective feedback on each document.
7. Finally, the students can check their grades on the platform and correct any mistakes they have made for later activities.

Note: Before doing the activity it is suggested to review sports vocabulary.

Name: _____

Date: _____

DIALOGUE ABOUT SPORTS (Track 8)

Listen to the dialogue and put the pictures in order (1 to 6)



COMBINED WRITING AND LISTENING ACTIVITIES

USING ONLINE WRITING AND LISTENING COMBINED ACTIVITIES ON THE EDMODO PLATFORM

The creation of some online combined activities for writing and listening has been done because of the necessity to put in practice and improve these two skills at the same time. For this reason, four combined activities are presented in this didactic guide.

The names of the activities are the following:

1. Love Castle
2. What's the consequence?
3. Love Trouble
4. Dr. Love

ACTIVITY

1

ACTIVITY TYPE

Listening and writing

LEVEL

A2

LANGUAGE FOCUS

Love

TIME

50 minutes

MATERIALS

Audio

Worksheet

Computer

Edmodo platform on Internet.

N° OF STUDENTS

10 - 20

ASSESSMENT

Answer Key

Rubric

LOVE CASTLE

General Objective: To listen to a love story and write important details about it.

Specific Objective: To complete the castle information with the most important information about the story.

Before the application

For this activity, the teacher must upload the audio and the worksheet to the Edmodo platform or make a copy of it for each student if it is going to be worked on in class.

Application

1. The teacher must ask the students to log in to Edmodo with their personal user and password.
 2. The students have to download the worksheet and pay attention to the teacher's instructions on the platform.
 3. The students will listen to a love story and write some facts about the listening.
 4. The students have to complete each part of the castle with information from the listening. The parts of the castle are the title, author, main and supporting characters, the setting, beginning and the end of the story.
 5. The listening must be played for a short period of time which would take around 15 minutes. After this time, the teacher will delete the listening from the platform.
 6. Once the students have finished the activity, they have to upload the worksheet to the Edmodo platform.
 7. Later, the teacher will grade each worksheet on the Edmodo platform according to the rubric and give the respective feedback on each document.
 8. Finally, the students can check their grades on the platform and correct any mistakes they have made for later activities.
- Note:** As a suggestion, before doing the activity the teacher should review vocabulary about love.

Name: _____

Date: _____

CASTLE ACTIVITY (Track 9)

Listen to the following story and complete the chart with the correct information.

Story Map

ONCE UPON A TIME

Supporting Characters

Main Characters

The Setting

Beginning

End

ACTIVITY

2

ACTIVITY TYPE

Listening and writing

LEVEL

A2

LANGUAGE FOCUS

Daily routines

TIME

30 minutes

MATERIALS

Audio

Worksheet

Computer

Edmodo platform on Internet.

N° OF STUDENTS

10 - 20

ASSESSMENT

Answer Key

Rubric

WHAT'S THE CONSEQUENCE?

General Objective: To listen to some sentences about different situations and complete them with your own ideas.

Specific Objective: To complete the sentences according to the topic.

Before the application

For this activity, the teacher must upload the worksheet and the audio to the Edmodo platform. If the activity is going to be worked on in class, the teacher must make a copy of the worksheet for each student.

Application

1. The teacher must ask the students to log in to Edmodo with their personal user and password.
2. The students have to download the worksheet and pay attention to the teacher's instructions on the platform.
3. The students must listen to some sentences about different topics and then they have to complete them correctly according to the context.
4. The students are going to listen to the audio for a short period of time and then the teacher will delete the audio from the platform.
5. After students have completed the worksheet, they have to upload it to the Edmodo platform.
6. Later, the teacher will grade each worksheet on the Edmodo platform and give the respective feedback on each document.
7. Finally, the students can check their grades on the platform and correct any mistakes they have made for later activities.

Note: Before doing the activity it is suggested to review grammar function in order to write about situations that might happen in the future.

Name: _____ Date: _____

WHAT'S THE CONSEQUENCE? (Track 10)

Listen to the sentences and complete the blank spaces with your own ideas.

EXAMPLE:

If I study today, I will go to the party tonight.

1

2

3

4

5

6

ACTIVITY

3

ACTIVITY TYPE

Listening and writing

LEVEL

A2

LANGUAGE FOCUS

Love

TIME

25 minutes

MATERIALS

Audio

Worksheet

Computer

Edmodo platform on Internet.

N° OF STUDENTS

10 - 20

ASSESSMENT

Answer Key

Rubric

LOVE TROUBLE

General Objective: To give an advice based on a relationship problem.

Specific Objective: To listen to a relationship problem and write down an advice to solve the situation.

Before the application

For this activity, the teacher must upload the worksheet and the audio to the Edmodo platform. If the activity is going to be worked on in class, the teacher must make a copy of the worksheet for each student.

Application

1. The teacher must ask the students to log in to Edmodo with their personal user and password.
2. The students have to download the worksheet and pay attention to the teacher's instructions on the platform.
3. The students must listen to an audio about a problem in a relationship, then they will have to complete the worksheet by writing advice to this person.
4. The students are going to listen to the audio for a short period of time and then the teacher will delete the audio from the platform.
5. Once the students have completed the worksheet, they have to upload it to the Edmodo platform.
6. Later, the teacher will grade each worksheet on the Edmodo platform and give the respective feedback on each document.
7. Finally, the students can check their grades on the platform and correct any mistakes they have made for later activities.

Note: Before doing the activity it is suggested to review vocabulary about relationships.

Name: _____ Date: _____

LOVE TROUBLE (Track 11)

Listen to Ismael's problem about his relationship with Alexandra and write an e-mail to give him an advice. Write from 30 to 40 words.



From:

To:

Subject:

ACTIVITY

4

ACTIVITY TYPE

Listening and writing

LEVEL

A2

LANGUAGE FOCUS

Love

TIME

45 minutes

MATERIALS

Audio

Worksheet

Computer

Edmodo platform on Internet.

N° OF STUDENTS

10 - 20

ASSESSMENT

Answer Key

Rubric

DR. LOVE

General Objective: To give an advice based on a difficult situation.

Specific Objective: To watch videos about love and write advices according to the content.

Before Class

For this activity, the teacher must upload the worksheet and the video to the Edmodo platform. If the activity is going to be worked on in class, the teacher must make a copy of the worksheet for each student.

In class

1. The teacher must ask the students to log in to Edmodo with their personal user and password.
2. The students have to download the worksheet and pay attention to the teacher's instructions on the platform.
3. The students must watch two videos that are about love problems, then they will have to write an advice to solve the situation.
4. The students are going to watch the videos for a short period of time and then the teacher will delete the videos from the platform.
5. After the students have finished the activity, they have to upload the worksheet to the Edmodo platform.
6. Later, the teacher will grade each worksheet on the Edmodo platform and give the respective feedback on each document.
7. Finally, the students can check their grades on the platform and correct any mistakes they have made for later activities.

Note: Before doing the activity it is suggested to review vocabulary about relationships.

Name: _____ Date: _____


Watch the two videos bellow then write an advice for each one. In this case you are “Dr. Love” Write from 25 to 35 words. URL:

<https://www.youtube.com/watch?v=PT7lt6A94fY>

<https://www.youtube.com/watch?v=Mee5jVsk7Es>



A black computer monitor with a silver stand, displaying five horizontal lines for writing.



A black computer monitor with a silver stand, displaying five horizontal lines for writing.



Dr. Love

Bibliography

- Exam English Ltd, all rights reserved. "Exam English ✓." *Cambridge English Key (KET) Listening Part 4: Free Practice Test*,
http://www.examenglish.com/ket/ket_listening_part4.htm. Accessed 18 Dec, 2015.
- "Cambridge English Language Assessment." *Cambridge English: Key (KET) Exam Format*,
<http://www.cambridgeenglish.org/exams/key/exam-format/>. Accessed 27 Apr, 2015.
- Grade, By. "Fairy Tale Story Map." *Education.com*, 29 Nov. 2012,
<http://www.education.com/worksheet/article/fairy-tale-story-map/>.
- "Writing Prompt ~ First Conditional." *EnglishClub Writing Prompt First Conditional Comments*, <https://edition.englishclub.com/writing-prompts/writing-prompt-first-conditional/>. Accessed 5 Nov, 2015.
- Kalberer, Urs. "Controlled and Guided Writing Tasks for Beginners, Part 1 - Cambridge Conversations." *Cambridge Conversations*, 16 June 2015,
<http://www.cambridge.org/elt/blog/2015/06/controlled-guided-writing-tasks-beginners-part-1/>. Accessed 7 Dec, 2015.
- Tanner, Rossie, and Liz Dale. "Brainstorming for Writing: Posters." *Cambridge Conversations*, 20 Mar. 2015,
<http://www.cambridge.org/elt/blog/2015/03/brainstorming-writing-posters/>.
- "Introduction" *YouTube*, uploaded by Xavier Cabrera, 29 Jan. 2016,
www.youtube.com/watch?v=EcUPJAXY25M&feature=youtu.be.
- "Welcome Video." *YouTube*, uploaded by Xavier Cabrera, 29 Jan. 2016,
www.youtube.com/watch?v=64PHU4jiN-E.
- "Instructions for the Listening Activities." *YouTube*, uploaded by Xavier Cabrera, 29 Jan. 2016,
www.youtube.com/watch?v=01dO9BOKfoc&feature=youtu.be.
- "Instructions for the Writing Activities." *YouTube*, uploaded by Xavier Cabrera, 29 Jan. 2016,
www.youtube.com/watch?v=8YN48aVTr1c&feature=youtu.be.
- "Thanking video." *YouTube*, uploaded by Xavier Cabrera, 29 Jan. 2016,
www.youtube.com/watch?v=PTgCYSqU9CM.

APPENDICES

Appendix1. Writing Rubric

| WRITING RUBRIC | | | | |
|---------------------------|---|---|---|--|
| | POOR 0 points | FAIR 0.5 points | GOOD 0.75 points | EXCELLENT 1 point |
| Capitalization | Poor Does not consistently remember to capitalize the first word of the sentence. | Fair Consistently remembers to capitalize the first word of the sentence. | Good Consistently remembers to capitalize the first word of a sentence and inconsistently remembers to capitalize other words within the sentence when needed. | Excellent Consistently remembers to capitalize the first word and any other words necessary within the sentence. |
| Punctuation | Poor Does not consistently put ending punctuation. | Fair Consistently puts ending punctuation in writing. | Good Adds necessary punctuation within the sentence structure. | Excellent Is able to use colons, semicolons and quotation marks appropriately. |
| Sentence Structure | Poor Writing sample is a fragment or run/on sentence. Does not use sentence starter. | Fair Writing is a complete simple sentence. Uses sentence starter most of the time. | Good Writing involves compound sentences. Uses the sentence starter consistently. | Excellent Writing samples shows complex sentence structure. Uses sentence starter consistently with correct words filled in the blanks. |
| Neatness | Poor Improper spacing between all words in the sentence or letters in each word make for very difficult reading. | Fair Improper spacing between many words in the sentence and/or letters in the words make for difficult reading. | Good Few spacing errors either between words or within words make for somewhat difficult reading. | Excellent Good spacing is evident throughout the writing sample. |
| Grammar | Poor Missing a subject or verb. | Fair Sentence has both a subject and verb with 2 or more errors. | Good Sentence has subject and verb agreement with 1 error. | Excellent Words used in the sentence are correct all the time. |

Appendix 2. Answer Key for the Listening Activities

Activity 1: Types of sports

10 He's playing ping pong

1 He's playing baseball

8 He's playing badminton

3 He's playing football

9 He's playing volleyball

6 She's playing basketball

5 He's playing tennis

2 He's playing golf

4 She's playing soccer

7 He's playing ice hockey

Activity 2: Types of movies

1 Animated movie

2 Musical

3 Romance

4 Thriller

5 Science Fiction

6 Comedy

7 Fantasy

8 Action Movie

Activity 3: What sport do they want to practice?

Janneth decided to practice:

Tennis

Carl wanted to practice soccer but in his school there is only:

Volleyball

My mother didn't want me to practice swimming so I chose:

Hockey

In my college there are many options about sports so I decided to practice:

Taekwondo

Activity 4: People in the set of a movie

1 Director

2 Composer

3 Stylist

4 Cameraman

5 Actor

6 Writer

7 Designer

Activity 5: Love story

1. False
2. True
3. False
4. True
5. False
6. False

Activity 6: Count on me

- If you ever find yourself stuck on the middle of the sea **2**
- If you ever find yourself lost in the dark and you can't **1**
- If you're tossing and your turning and you just can't fall asleep **4**
- If you ever forget how much you really mean to me **3**

Activity 7: Movies Puzzle

- 1** Animated
- 2** Musical
- 3** Romance
- 4** Thriller
- 5** Science Fiction
- 6** Comedy
- 7** Fantasy
- 8** Action

Activity 8: Dialogue about sports

- 1** Soccer
- 2** Cycling
- 3** Skating
- 4** Golf
- 5** Volleyball
- 6** Water-volley

Appendix 3. Answer Key for the Combined Activities

Activity 1: Love Castle

Script

Once upon a time, there was a lady named Juliet, she was married to King Georgeuuii and together they had two children. The first child was 8 years old and his name was Israel and the second child was 12 years old and her name was Francisca.

They lived in a little castle close to Berlin and had many servants but one of them was a big enemy and they had no idea about this. His name was Hermin. One day, they decided to throw a birthday party for his little son but just an hour before the party, Hermin took the kid away and disappeared with him. For many days the King and his wife were looking for his missing son but they didn't find him or Hermin. This man had decided to kidnap Israel because he always wanted a son but he couldn't have one so he told Israel that his parents didn't love him and that he was going to take care of him because he truly considered him as his son so Israel accepted and never complained to live with Hermin.

After some years, Hermin got really sick and he thought he was going to die so he told Israel the truth about his parents and after this Israel got really mad and decided to look for his parents. By this time Manuel and Kassandra were really old so it was hard for Ismael to look for them. After two days of traveling and asking for information, Israel found his parents but it was hard for them to recognize the little boy that they lost many years ago. Finally, the king and the princess were happy to find their son and even Kasandra was excited to share a lot of memories with her brother.

At the end, Hermin died alone and Israel never came back to visit or see him for the last time.

Activity 2: What's the Consequence?

Script

1. What happens if it rains tomorrow,
2. What happens if Carol is free today,
3. What happens if you don't study,
4. What happens if I win the lottery,
5. What happens if my parents don't travel to Spain,
6. What happens if they don't come to classes,

Activity 3: Love Trouble

Script

My girlfriend is very jealous so I want to break up with her but sometimes I don't want to. I love her but I can't stand her attitude. Can you tell me what I could do?

Activity 4: Dr. Love

Video 1 – Possible answer:

Dear friend.

You have to value the great friendship you have with your best friend. She is your friend's girlfriend and she doesn't behave good because she does not respect her boyfriend. You must be an honest person.

Video 2 – Possible answer:

Dear dude.

I think this relationship is no good for you. You had the opportunity to be happy with her but now you can find a different person who you can share good moments and be happy again.